

FISCHER MILLING HEADS

TECHNOLOGY FOR 100% PERFORMANCE





TECHNOLOGY LEADER

FOR PRECISE, FAST AND POWERFUL ROTATION

We are the world leader in precise, fast and high-performance rotation. Our more than 85 years of experience is reflected in our technical innovations. As an international technology leader, we distinguish ourselves through our expertise in the areas of development, simulation, production and performance testing. Market leaders from all over the world rely on FISCHER products.

FISCHER milling heads provide your maximum benefit as a system with a milling spindle - because our large selection of spindle-milling head combinations offers you flexibility and covers a wide variety of customer applications.

The compact rotary and swivel axis of the milling heads have been designed to optimally dampen vibrations and ensure maximum rigidity with very compact dimensions. The powerful drives in the rotary and swivel axis enable maximum acceleration - the high-torque axis clamps ensure absolute stability. Precision bearings and direct, optical measuring systems ensure maximum accuracy. In combination with the right spindle for your application, the coordinated FISCHER milling head-milling spindle system forms the basis for your high-quality 5-axis machining.

YOUR CONTACT



CHRISTIAN JERMANN
Head of Global Sales
 info-fch@fischerspindle.com
 +41 62 956 22 22



MUSA ZUBERI
Sales Europe
 info-fch@fischerspindle.com
 +41 62 956 22 22



DOUG KRANZ
Sales USA
 info-fusa@fischerspindle.com
 +1 800 333 6173



XU JANG
Sales China
 info-fsh@fischerspindle.com
 +86 21 6434 8150



ANDREW KUNG
Sales Taiwan
 info-ftw@fischerspindle.com
 +886 4 2620 2200

FISCHER HEAD COMBO

PRECISE MILLING TECHNOLOGY



SERVICE - YOUR SUCCESS IS OUR GOAL

Our service is just as precise and reliable as our products.

- **Global service capacity** to guarantee you maximum availability; by our highly qualified technicians, strategically located service centers and punctual support.
- **Technical support** for the development of customer-specific functions, precisely tailored to your requirements.
- **Commissioning support** by our experts at your side, so that you can get started right away.

BRAND - TRUST THAT CONNECTS

With FISCHER, you are choosing a brand that stands for quality, innovation, and long-term partnerships.

- **Brand value and customer trust since 1939**, machine builders worldwide trust the quality and reliability of FISCHER products.
- **Single source:** milling head and spindle are design for perfect match; and are delivered as one tested and proven package.
- **Solid partnerships:** We are at your side for the long term and support you in every step of the way.

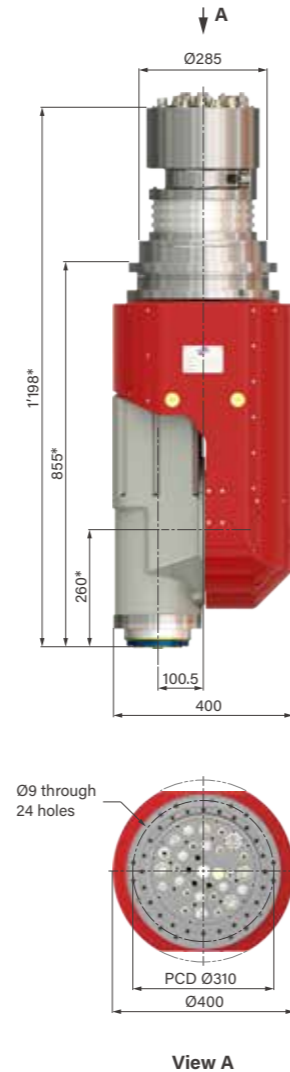
TECHNOLOGY - PRECISION THROUGH INNOVATION

Our milling head combinations are engineered for today's most challenging applications.

- **Application-oriented tailor-made solutions** for your individual requirements.
- **Spindle technology** that is setting new standards in performance and reliability.
- **Precision is our promise** for optimal results in every application.
- **Milling head with outstanding rigidity** made for the most demanding machining operations.
- **Reliability and robustness**, designed for long-term use under toughest conditions.
- **Easy to repair and maintain**, simple and quick maintenance and repairs minimize your downtime.

MILLING HEAD S19i

PRECISE MILLING TECHNOLOGY



The S19i is a compact, singlearm milling head with an integrated spindle designed to deliver maximum milling performance in minimal space. It is the ideal solution for 3+2axis applications.

Its internal structure is fully designed, calculated, and cast from highgrade cast iron, ensuring exceptional stiffness in a very compact form. Supported by two YRT bearings and equipped with hightorque clamps, the S19i delivers the full performance capability of FISCHER spindles.

To match different machining needs, the most suitable FISCHER spindles are carefully selected for pairing with the S19i. Premium spindle options include CSC shaft cooling, coolantthrough functionality, and various advanced sensors.

Equipped with a toptier FISCHER spindle, the S19i is the optimal solution for highprecision mold machining—especially in optical applications such as LED light guides, micropatterns, and ultrafine surface structures.

HIGHLIGHT S19i

SINGLE-ARM MILLING HEAD FOR MAXIMUM PERFORMANCE

- Slim and compact design
- C-axis with torque motor and A-axis with servo motor to reach minimum rotational dimension
- Best product for precision mold
- YRT bearings in C-axis as well as A-axis

HEAD SPECIFICATIONS	UNIT	VALUE
C-axis range of motion	degree	±360
C-axis motor nominal torque	Nm	163
C-axis motor peak torque	Nm	318
C-axis clamping torque	Nm	1'900
Measuring system		Absolute / Optical
Interface		EnDat 2.2
A-axis range of motion	degree	±110
A-axis motor nominal torque	Nm	110
A-axis motor peak torque	Nm	404
A-axis clamping torque	Nm	1'900
Measuring system		Absolute / Optical
Interface		EnDat 2.2
Spindle gauge line to the middle of the A-axis/pivot point	mm	260*
Spindle gauge line to C-axis mounting surface	mm	855*
Total length (without connectors)	mm	1'198*
Distance from the center of the C-axis to both sides	mm	200
Total width (diameter)	mm	400
Distance from the center of the C-axis to the center of spindle	mm	100.5
C-Axis mounting hole of the Z-axis column	mm	Ø285
Pitch Circle Diameter (PCD) of mounting screw holes	mm	Ø310

Matching Spindles

APPLICATIONS	SPINDLE TYPE	TOOL INTERFACE	MOTOR	LUBRICATION	MAX. SPEED	TORQUE	POWER
Mold & Die (Option: CSC)	MFW-1906/26	HSK-A63	ASYN	Oil-Air	26'000	34 Nm	20 kW

* Values subject to change with different spindle.



MILLING HEAD D17

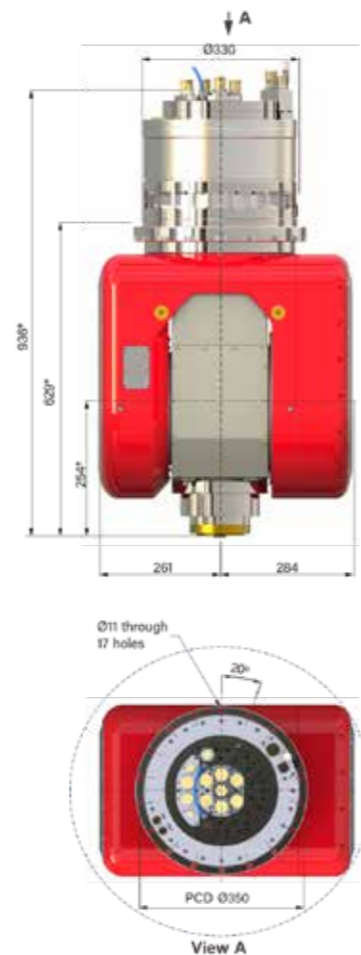
COMPACT POWER FOR 5-AXIS MACHINING

The D17 is our newest and most compact milling head, engineered for light to medium 5-axis machining. Its lightweight, spacesaving design fits most 5-axis machines while still delivering impressive performance. Despite its compact size, the D17 provides high motor torque on both the C-axis and A-axis.

Designed for modern aerospace manufacturing, the D17 supports high-efficiency aluminum machining and reliable composite/CFRP processing.

With a wide range of FISCHER spindle options proven also in precision mold applications we deliver the ideal head-spindle combination for demanding mold machining.

Thanks to its monoblock fork design, high-grade large diameter YRT/crossroller bearings, direct-drive motors, and Heidenhain absolute optical scales, the D17 offers exceptional power and accuracy within one of the most compact profiles in the industry.



HIGHLIGHTS D17

PERFECTION FOR DEMANDING APPLICATIONS



- Light weight
- Optimum structure for machining in narrow space
- Direct drive and clamp for C and A-axis
- Optimized solution for 5-axis simultaneous milling applications
- Monoblock fork come with compact design ensuring highest stiffness

HEAD SPECIFICATIONS	UNIT	VALUE
C-axis range of motion	degree	±360
C-axis motor nominal torque	Nm	457
C-axis motor peak torque	Nm	914
C-axis clamping torque	Nm	1'000
Measuring system		Absolute / Optical
Interface		EnDat 2.2 (Opt. Fanuc 05)
A-axis range of motion	degree	±120
A-axis motor nominal torque	Nm	350
A-axis motor peak torque	Nm	665
A-axis clamping torque	Nm	1'000
Measuring system		Absolute / Optical
Interface		EnDat 2.2 (Opt. Fanuc 05)
Spindle gauge line to the middle of the A-axis/pivot point	mm	254*
Spindle Nose Extension mm Optional	mm	Optional
Spindle gauge line to C-axis mounting surface	mm	629*
Total length (without connectors)	mm	888*
Distance from the center of the C-axis to both sides	mm	261/284
Total width (diameter)	mm	640
C-axis mounting hole of the Z-axis column	mm	Ø330
Pitch Circle Diameter (PCD) of mounting screw holes	mm	Ø350

Matching Spindles

APPLICATIONS	SPINDLE TYPE	TOOL INTERFACE	MOTOR	LUBRICATION	MAX. SPEED	TORQUE	POWER
Light Milling High Speed Grease	MFW-1709/24	HSK-A63	ASYN	Grease	24'000	21.5 Nm	20 kW
Light Milling High Speed	MFW-1709/30	HSK-A63	ASYN	Oil-Air	30'000	21.5 Nm	20 kW
High Torque Milling Speed Milling Grease	MFW-1709/24	HSK-A63	SYN	Grease	24'000	39.3 Nm	34 kW
High Torque Milling Speed Milling	MFW-1709/30	HSK-A63	SYN	Oil-Air	30'000	39.3 Nm	34 kW
High Power Milling Speed Milling	MFW-1718/30	HSK-A63	ASYN	Oil-Air	30'000	22.5 Nm	42 kW
High Torque Milling Grease	MFW-1704/15	HSK-A63	SYN	Grease	15'000	59.7 Nm	25 kW

* Values subject to change with different spindle.

MILLING HEAD D19

PRECISION AND PERFORMANCE

Our D19 milling heads are engineered to perfectly match our premium 190 mm spindle line.

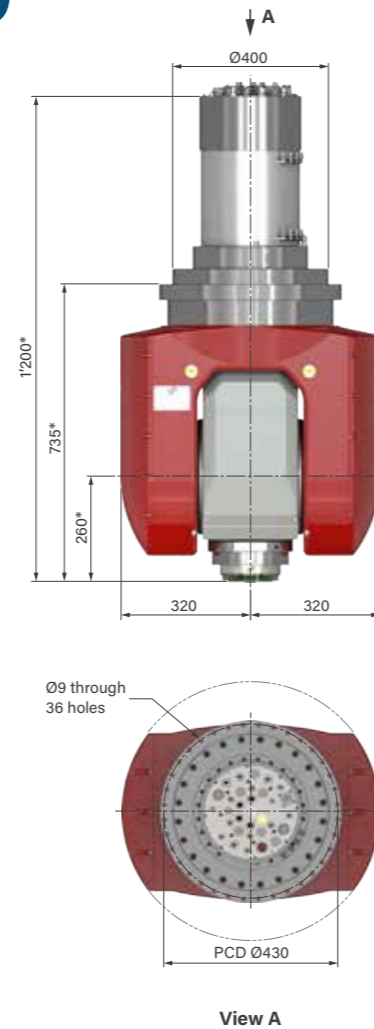
Built with a highstiffness monoblock fork made from high-grade ductile cast iron and supported by a crossroller bearing in the A-axis, the D19 provides an extremely stable foundation – ensuring you get maximum performance from the spindle – head combination.

The fully symmetrical design delivers top precision for demanding 5-axis applications. To guarantee accuracy and repeatability, the D19 features direct optical encoders, dual motors, dual bearings, and dual clamps on the A-axis.

Two C-axis modules are available:

Compact: Ideal for smaller Z-axis RAM designs, with flexible mounting diameters of Ø290 and Ø400.

Midsized: Designed for highpower requirements and heavy loads, commonly used in aerospace applications.



HIGHLIGHT D19

ROBUST. PRECISE. FLEXIBLE.

- Fully symmetrical design
- Dual motors, bearings and clamps for A-axis
- STEP mounting diameter design with two mounting hole diameter Ø290 and Ø400 to fit various machine structure
- Totally sealed A-axis encoder
- Monoblock fork ensuring highest stiffness

HEAD SPECIFICATIONS	UNIT	VALUE
C-axis range of motion	degree	±360
C-axis motor nominal torque	Nm	548
C-axis motor peak torque	Nm	1'040
C-axis clamping torque	Nm	4'000
Measuring system		Absolute / Optical
Interface		EnDat 2.2 (Opt. Fanuc 05)
A-axis range of motion	degree	±120
A-axis motor nominal torque	Nm	350 x 2 = 700
A-axis motor peak torque	Nm	1'330
A-axis motor clamping torque	Nm	4'000
Measuring system		Absolute / Optical
Interface		EnDat 2.2 (Opt. Fanuc 05)
Spindle gauge line to the middle of the A-axis/pivot point	mm	260*
Spindle Nose Extension	mm	Optional
Spindle gauge line to C-axis mounting surface	mm	735*
Total length (without connectors)	mm	1'200*
Distance from the center of the C-axis to both sides	mm	320
Total width (diameter)	mm	640
C-axis mounting hole of the Z-axis column	mm	Ø400
Pitch Circle Diameter (PCD) of mounting screw holes	mm	Ø430

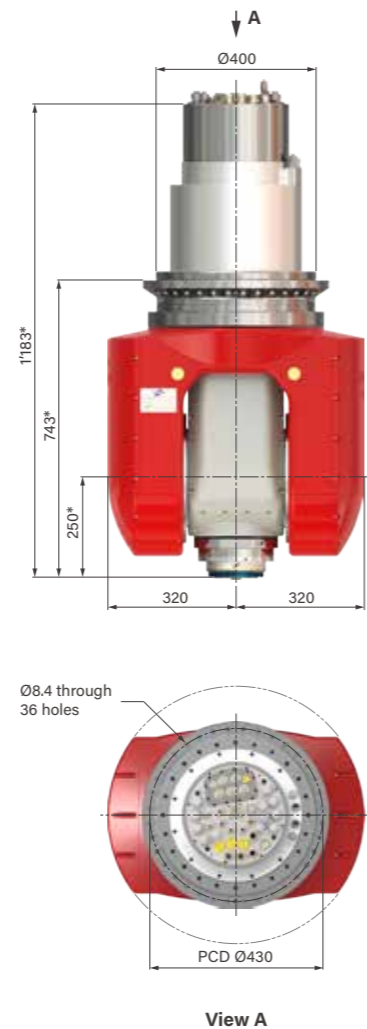
Matching Spindles

APPLICATIONS	SPINDLE TYPE	TOOL INTERFACE	MOTOR	LUBRICATION	MAX. SPEED	TORQUE	POWER
Mold & Die	MFW-1906/24	HSK-A63	SYN	Grease	24'000	66.9 Nm	42 kW
Mold & Die (Option: CSC)	MFW-1906/24	HSK-A63	SYN	Oil-Air	24'000	66.9 Nm	42 kW
High Power Milling High Speed Machining	MFW-1920/30	HSK-A63	SYN	Oil-Air	30'000	30.7 Nm	63 kW

* Values subject to change with different spindle.

MILLING HEAD D21

HIGHEST PERFORMANCE IN THE SMALLEST SPACE



The D21 milling head is built to deliver the full performance of our high-power, high-torque 210 mm spindle line. Designed for precise and demanding simultaneous 5-axis machining, its compact size helps you maximize your machine's working space.

A high-stiffness monoblock fork made from ductile cast iron, combined with large crossroller bearings on the A-axis, provides exceptional load capacity—ideal for both mold & die and aerospace applications.

To guarantee accuracy and long-term repeatability, the D21 uses direct optical encoders, dual motors, dual bearings, and dual clamps on both sides of the A-axis. The fully symmetric design and oversized A-axis bearings ensure the rigidity needed for powerful milling operations.

HIGHLIGHTS D21

STABILITY AND PRECISION COMBINED

- Symmetric design for even stress and heat
- Dual motors, Dual clamps, and Dual bearings for A-axis
- Robust structure for high dynamic 5-axis milling applications
- Monoblock fork ensuring highest stiffness
- High dynamic fit for aerospace 5-axis continuous machining toward wide range application covering Steel Alloy, Aluminum, as well as advanced material composite/CFRP machining

HEAD SPECIFICATIONS	UNIT	VALUE
C-axis range of motion	degree	±360
C-axis motor nominal torque	Nm	782
C-axis motor peak torque	Nm	1'540
C-axis clamping torque (option)	Nm	4'000 (7'000)
Measuring system		Absolute / Optical
Interface		EnDat 2.2 (Opt. Fanuc 05)
A-axis range of motion	degree	±120
A-axis motor nominal torque	Nm	363x2=726
A-axis motor peak torque	Nm	1'370
A-axis clamping torque	Nm	4'000
Measuring system		Absolute / Optical
Interface		EnDat 2.2 (Opt. Fanuc 05)
Spindle gauge line to the middle of the A-axis/pivot point	mm	250*
Spindle Nose Extension	mm	Optional
Spindle gauge line to C-axis mounting surface	mm	743*
Total length (without connectors)	mm	1'183*
Distance from the center of the C-axis to both sides	mm	320
Total width (diameter)	mm	640
C-axis mounting hole of the Z-axis column	mm	Ø400
Pitch Circle Diameter (PCD) of mounting screw holes	mm	Ø430

Matching Spindles

APPLICATIONS	SPINDLE TYPE	TOOL INTERFACE	MOTOR	LUBRICATION	MAX. SPEED	TORQUE	POWER
Mold & Die (Option: CSC)	MFW-2104/24	HSK-A63	ASYN	Oil-Air	24'000	69.2 Nm	29 kW
High Torque Milling	MFW-2102/20	HSK-A63	SYN	Oil-Air	20'000	119.4 Nm	25 kW
High Torque Milling grease lubrication	MFW-2102/16	HSK-A63	SYN	Grease	16'000	119.4 Nm	25 kW
High Power with High Torque Milling	MFW-2106/24	HSK-A63	ASYN	Oil-Air	24'000	85.8 Nm	54 kW

* Values subject to change with different spindle.



HIGHLIGHTS D23

PRECISION REDEFINED



- Symmetric design for even stress and heat
- Dual drives, bearings and clamps for A-axis
- Robust structure for high performance 5-axis milling applications
- Monoblock fork ensuring highest stiffness
- Best head-spindle combo for high performance machining

MILLING HEAD D23

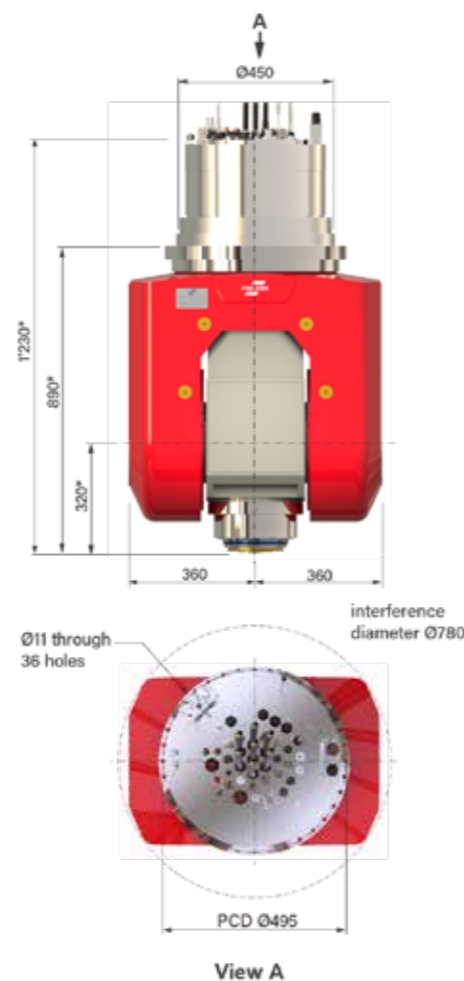
EXCEPTIONAL PERFORMANCE

The D23 milling head is engineered for demanding aerospace 5-axis applications. When paired with FISCHER high-power or high-torque spindles, it handles everything from light metals to difficult to machine aerospace materials. It supports spindle with tool interfaces from HSK-A63 to HSK-A100.

Despite accommodating an HSK-A100 spindle, the D23 is one of the most compact designs available, achieving an ideal balance of rigidity and lightweight construction.

High-performance motors deliver over 2000 Nm on both the C- and A-axes, enabling high material removal rates during dynamic 5-axis simultaneous machining.

To reduce interference in the machining area, the D23 features a fully symmetrical dual-arm design with dual direct-drive motors, dual brakes, and dual bearings. A highstiffness monoblock fork made from premium cast iron, combined with crossroller A-axis bearings, provides the load capacity needed to withstand heavy aerospace cutting forces.



HEAD SPECIFICATIONS	UNIT	VALUE
C-axis range of motion	degree	±360
C-axis motor nominal torque	Nm	1'100
C-axis motor peak torque	Nm	2'148
C-axis clamping torque (option)	Nm	4'000
Measuring system		Absolute / Optical
Interface		EnDat 2.2 (Opt. Fanuc 05)
A-axis range of motion	degree	±110
A-axis motor nominal torque	Nm	1'238
A-axis motor peak torque	Nm	2'506
A-axis clamping torque	Nm	4'000
Measuring system		Absolute / Optical
Interface		EnDat 2.2 (Opt. Fanuc 05)
Spindle gauge line to the middle of the A-axis/pivot point	mm	320*
Spindle gauge line to C-axis mounting surface	mm	890*
Total length (without connectors)	mm	1'230*
Distance from the center of the C-axis to both sides	mm	360
Total width (diameter)	mm	780
C-axis mounting hole of the Z-axis column	mm	Ø450
Pitch Circle Diameter (PCD) of mounting screw holes	mm	Ø495

Matching Spindles

APPLICATIONS	SPINDLE TYPE	TOOL INTERFACE	MOTOR	LUBRICATION	MAX. SPEED	TORQUE	POWER
High Torque Milling	MFW-2303/10	HSK-A100	SYN	Oil-Air	10'000	200 Nm	63 kW
High Performance Milling	MFW-2304/15	HSK-A100	SYN	Oil-Air	15'000	167.1 Nm	70 kW
High Performance High Speed Milling	MFW-2309/20	HSK-A100	SYN	Oil-Air	20'000	77 Nm	85 kW
High Power High Speed Milling	MFW-2314/20	HSK-A100	SYN	Oil-Air	20'000	86.7 Nm	125 kW
High Power High Speed Milling	MFW-2318/30	HSK-A63/80	SYN	Oil-Air	30'000	66 Nm	125 kW

* Values subject to change with different spindle.


MILLING HEAD D27

MAXIMUM PERFORMANCE

The D27 milling head family is built for the highest power, highest torque, and longtool 5-axis machining applications. Its precision monoblock structure, made from high-grade cast iron and supported by two large crossroller A-axis bearings, delivers exceptional stiffness and load capacity to handle cutting forces from every direction.

Despite its power, the D27 maintains a sleek, fully symmetrical design that is both dynamic and robust. Direct optical encoders, dual motors, dual bearings, and dual clamps on the A-axis ensure long-term accuracy and repeatability.

Designed to unlock the full capability of our 275 mm spindles, the D27 provides maximum chip removal performance and handles the most demanding high-torque operations with ease.



HIGHLIGHTS D27

PRECISION AND POWER

- Symmetric design for even stress and heat
- Dual drives, bearings and clamps for A-axis
- Robust structure for high performance 5-axis milling applications
- Monoblock fork ensuring highest stiffness
- Highest motor torque for both C-axis and A-axis to meet highest demands form top notch application

HEAD SPECIFICATIONS	UNIT	VALUE
C-axis range of motion	degree	±360
C-axis motor nominal torque	Nm	3'000
C-axis motor peak torque	Nm	5'000
C-axis clamping torque	Nm	6'000
Measuring system		Absolute / Optical
Interface		EnDat 2.2 (Opt. Fanuc 05)
A-axis range of motion	degree	±110
A-axis motor nominal torque	Nm	3'000
A-axis motor peak torque	Nm	5'000
A-axis clamping torque	Nm	6'000
Measuring system		Absolute / Optical
Interface		EnDat 2.2 (Opt. Fanuc 05)
Spindle gauge line to the middle of the A-axis/pivot point	mm	291*
Spindle gauge line to C-axis mounting surface	mm	766*
Total length (without connectors)	mm	1'500*
Distance from the center of the C-axis to both sides	mm	422
Total width (diameter)	mm	860
C-axis mounting hole of the Z-axis column	mm	Ø450
Pitch Circle Diameter (PCD) of mounting screw holes	mm	Ø580

Matching Spindles

APPLICATIONS	SPINDLE TYPE	TOOL INTERFACE	MOTOR	LUBRICATION	MAX. SPEED	TORQUE	POWER
High Torque Milling	MFW-2702/08	HSK-A100	SYN	Oil-Air	8'000	444 Nm	93 kW
High Torque High Performance Milling	MFW-2701/15	HSK-A100	ASYN	Oil-Air	15'000	300.8 Nm	63 kW
High Power High Speed Milling	MFW-2715/20	HSK-A100	SYN	Oil-Air	20'000	96 Nm	150 kW
High Precision with Shaft Cooling / Mill-Turn	MFW-2702/20	HSK-A100 / CSC/T100	ASYN	Oil-Air	20'000	251 Nm	50 kW

* Values subject to change with different spindle.




SUCTION DEVICE

FEATURES & ADVANTAGES

Suction device available for D17, D19 and D21


- **ATC compatibility**
- **Compact design** reduces rotational interference
- **A-axis travel: +110° to -95°** for maximum machining envelope
- **Dust-collection chamber** with durable inner/outer seals ensures long-term airtight performance
- **External routing channel** for easy maintenance and cleaning
- Equipped with **Ø76 mm steel flex hose** for high-volume dust extraction
- **NC-controlled dust-hood stroke of +100 mm** to adapt to tool lengths
- **Brake-equipped servo motor** prevents displacement during power loss and saves energy
- **Limit switches** for over-travel protection
- **Anti-static brush** for composite material safety

TRAVEL SCHEME FOR D17 WITH SUCTION DEVICE



STANDARD SUCTION TUBE

Connector for servo actuator to driver



DUAL SUCTION CHANNELS



OTHER PERIPHERALS (CUSTOMER OPTIONS)

Vortex Cooling Air: Vortex cooling systems use compressed air to create cold air through vortex formation, which is used to efficiently cool machines and electronic components. They are particularly suitable for applications where conventional cooling systems are not practical.

Laser Measurement Device: Laser measuring devices use precise laser beams to detect distances, positions, or dimensions of objects with high accuracy. They are ideal for industrial applications where non-contact and fast measurement is required.

Ultrasonic Interface: Ultrasonic interfaces enable the transmission of data or energy through high-frequency sound waves and are often used in sensor technology or for contactless communication systems. They provide a reliable solution for applications in harsh environments.

SERVICE AND REPAIRS

THE RIGHT OFFER FOR EVERY NEED

SERVICE AND SUPPORT

- Support for commissioning of spindle systems
- Maintenance training and application consulting
- Service visits for minor repairs or optimizations
- Vibration and bearing analysis
- Individualized Trainings

REPAIR OF FISCHER SPINDLES AND MILLING HEADS

- FISCHER Spindle Group has service centers and production facilities around the world
- Repair FISCHER spindles with original parts
- Refurbish key components as needed
- Bring spindle to like new condition
- Express repairs
- Repair of FISCHER milling heads

THIRD PARTY SPINDLE REPAIRS

- We repair all brands of spindles in our worldwide group companies
- Analysis, repairs and retrofits of all your spindles
- FISCHER quality, service and advice
- All from one source

SERVICES

Spindle hotel

Your spindle is stored at FISCHER and checked for proper function at regular intervals. The warranty begins with the call-off and delivery of the spindle.

Spindle pool for machine manufacturers

While your spindle is being repaired, you can benefit from one of our pool spindles. You can continue adding value without interruption and keep production going.

Exchange spindles for end customers

We offer exchange spindles available in short notice with your defective spindle. This depends on the spindle type and availability.

Spindle repair service

We offer a professional and binding repair service. On request we provide a detailed analysis of the defective spindle as well as individual quotations.

Spindle Taxi

Your spindle will be picked up free of charge in Europe.

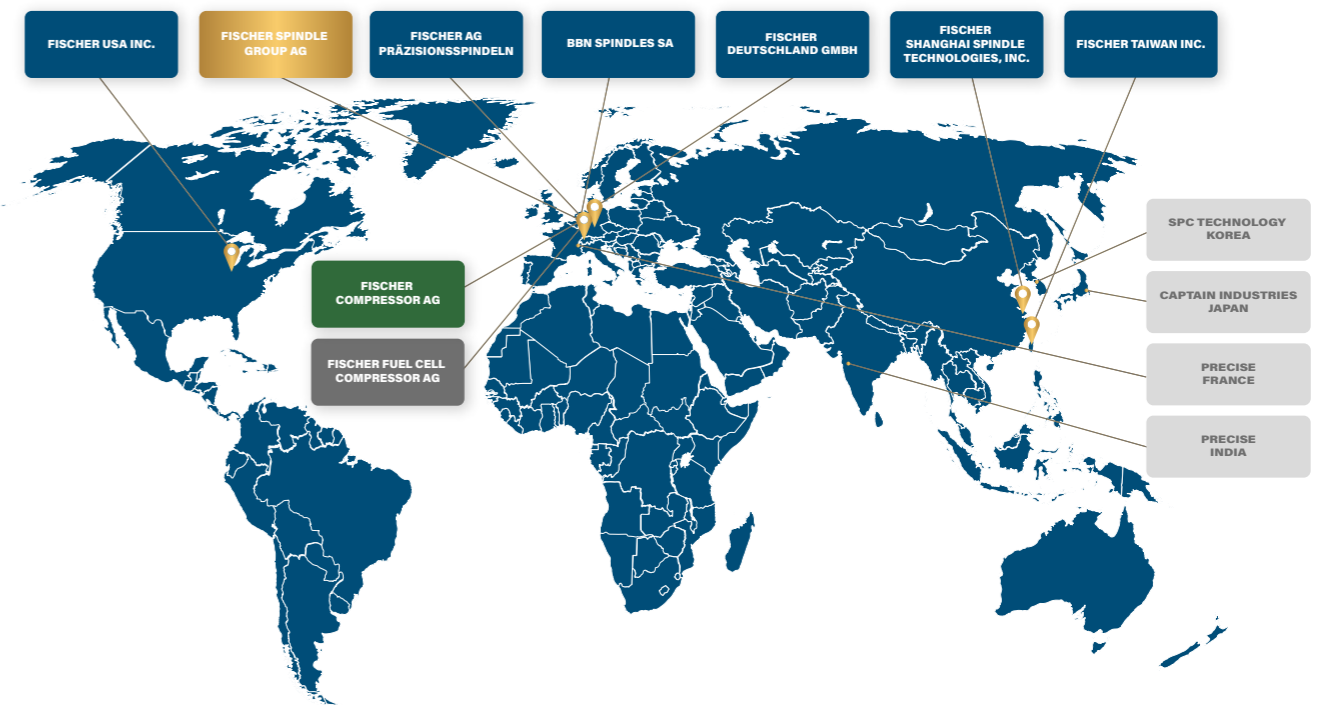
Spindle periphery

We support you in the selection and design of the appropriate periphery for a safe operation of the spindle.

LOCATIONS WORLDWIDE

OF THE FISCHER GROUP

The FISCHER family is present at six locations worldwide and employs over 450 people. A strong global team with the greatest enthusiasm for technology, ensuring customer satisfaction through successful, innovative products and outstanding service.



HEADQUARTERS SWITZERLAND AND LOCAL BRANCHES

Switzerland

FISCHER Spindle Group AG
+41 62 956 22 22
info-fsg@fischerspindle.com

Switzerland

FISCHER AG Präzisionsspindeln
+41 62 956 22 22
info-fch@fischerspindle.com

Switzerland

BBN Spindles SA
+41 32 552 44 00
info@bbnsa.ch

Germany

FISCHER DEUTSCHLAND GmbH
+49 2173 20535 0
info-fde@fischerspindle.com

USA

FISCHER USA Inc.
+1 262 632 6173
info-fusa@fischerspindle.com

China

FISCHER SHANGHAI Spindle Technologies, Inc.
+86 21 643 481 50
info-fsh@fischerspindle.cn

Taiwan

FISCHER TAIWAN Inc.
+886 4 2620 2200
info-ftw@fischerspindle.com

AUTHORIZED PARTNERS

France

PRECISE France SAS
+33 4 50 36 90 15
www.reparation-electrobroche.com
precise@precise.fr

Japan

CAPTAIN INDUSTRIES, Ltd.
+81 3 5674 1162
www.capind.co.jp
info@capind.co.jp

Korea

SPC Technology, Inc.
+82 2 2082 5858
spc@spctech.co.kr
www.spctech.co.kr

India

Precise High Speed Spindle Service Centre Pvt.Ltd
+91 9422622701
info@precisefischer.com
www.precisefischer.com



Precision.



Speed.



Power.

www.fischerspindle.com